



Tile decoupling mat / anti-crack matting - uncoupling waterproof membrane rapid mat durable base roll for under tile 3.6mm

£11.40 £7.95






The ultimate fail safe for tilers - Avoid movement and cracking of tiles / joints with tile decoupling membrane / waterproof matting - ideal for tiling over problematic floors such as heated screed or timber (OSB/plywood/tongue & groove) floors often subject to movement. The uncoupling membrane provides a supported & structurally separated layer between the substrate and the finished tiled surface

(occasionally subject to stock, larger orders may be made up of multiple rolls ie. if you order 30sqm it may be 2 x 15sqm rolls subject to stock, If this is an issue please check with us before ordering)

THIS IS **WHOLESALE**

TILE DECOUPLING MAT / ANTI- CRACK MATTING



WHY CHOOSE US?

Our decoupling Membrane is a high-performance, loose-laid floating system designed to provide 100% uncoupling between the substrate and floor covering.


It is widely used in the installation of ceramic tiles and stone materials to control cracks and protect the integrity of the tiles and stones.

The membrane integrates multiple functions, including uncoupling, waterproofing, support-distribution, vapour control, and crack-suppression, to deliver consistent and reliable results.

Its top layer is made of embossed HDPE with waterproofing and vapour control functions, while its bottom layer is made of fiber-reinforced fleece for excellent adhesion and durability.


Choose us for an easy, reliable, and high-quality installation of your ceramic and stone tiles.

ADVANTAGES OF OUR DECOUPLING MAT




Improved Crack Control

It functions as a decoupling element, effectively suppressing substrate cracks and preventing their transmission to the flooring.




Enhanced Waterproofing

It is waterproof and provides superior protection against water infiltration, improving overall durability. It can be used with sealing joints and prefabricated products to waterproof the membrane's joints, edges, corners, and more.




Effective Vapor Control

It's air channels effectively evaporate substrate moisture, preventing tile damage. Suitable for damp or young concrete, it can delay water loss and improve curing quality.




Effective Load Distribution

It enables the distribution of stresses, even on floorings subjected to heavy loads.



Uniform Heat Distribution


It ensures that heat is evenly distributed through the membrane's channels.




Enhanced Adhesion

It's mortise and tenon embossed pattern creates a strong mechanical bond between ceramics or tiles and the membrane.

APPLICATION ON VARIOUS SUBSTRATES



Cementitious screed with control joints



Cracked ceramic flooring



Ceramic flooring with expansion joints

- Concrete
- Cementitious screeds
- Concrete screeds incorporating heating system
- Anhydrite screeds
- Anhydrite screeds incorporating heating systems
- Old resin flooring
- Old wood flooring
- Anhydrite screeds
- Wood-based plywood or OSB

INSTALLATION

1

Prepare the floor, removing dirt and debris. Ensure free of any movement. Large cracks over 3mm should be filled & timber secured. Roll out decoupling matt from any corner and trim excess.



2

Lift matting and lay a bed of suitable tile adhesive using C2 grade or equivalent tile adhesive using 4mm notched trowel.



3


Fix the matting within the adhesive open time. Butt-join to the next matt, without overlaps. Leave 5-10mm gaps around the edge for substrate changes or movement joints.

4





5

Smooth out the matting to remove air pockets



5

Apply the top layer of adhesive immediately and begin tiling. Grout and seal in the normal way



Composition:	Two layers of non-woven polypropylene with an inner layer of glass filament - Can be laid either side up
Size:	1m w x 5m/30m Rolls
Sheet Thickness:	3.6mm
Sheet Weight:	approx. 650g/m ² (3.25kg.5m roll / 19.5kg/30m roll)
Temperature Resistance:	-20°C to 90°C N.B Tiling should not be carried below 5°C
Shelf Life:	48 months under normal dry conditions. Protect from frost, damp and sunlight



- The substrate must have sufficient mechanical strength according to the expected load.
- Do not install on cracks or joints affected by out-of-plane movement.
- Do not install directly on structural cracks and/or cracks larger than 3 mm in width.
- Do not use on dry anhydrite substrates unless they have been previously treated with a special primer.
- Do not apply directly on bituminous membranes.
- Do not use with tiles smaller than 10x10cm.
- The uncoupling membrane needs a protective covering on ceramic or stone flooring.
- Do not use on lightweight screeds.

[PREVENT MOVEMENT UNCOUPLING OF TILES / CRACK SUPPRESSION FROM MOVEMENT] Anti-crack matting suppresses any movement and/or cracks in the substrate, in particular heated screeds and timber (OSB/plywood/floorboards) which are often subject to lateral movement's thus isolating the 2 layers allowing them to move independently thus preventing the transmission of lateral stresses to the floor often seen with cracks in tiles, grout or unbonding of the entire tile

[EVEN HEAT DISTRIBUTION] No more hot/cold spots with under floor heating, the 3.6mm membrane guarantees even heat even distributed by the membranes channels when used in combination with wet / electrical underfloor heating systems avoiding the need to raise the sub-floor

[WATERPROOFING IDEAL FOR WETROOMS, BATHROOMS & KITCHENS] Reliable waterproof matting made of polyethylene composite, protecting both the substrate / base from the infiltration of water (ie, timber floors) - no more stains and wet spots on ceilings from failed tiles, as well as further improving the durability

[VAPOUR CONTROL - FREE AIRFLOW] Double layered membrane both top and bottom contains air channels for air free circulation, thus allowing the surface to breath & allows moisture in the underlying layers to be released which would otherwise cause damage to the tile layer above, thus making the rapid mat suitable for damp environments and early stage concrete

[SUPPORT / LOAD DISTRIBUTION] Practically incompressible and thus able to support and distribute heavy loads while maintaining tile surface integrity

[EASY TO INSTALL & ENHANCED TILE ADHESION] 1m Wide rolls of 5m/30m making it easy to carry, store & transport, cuts with a simple utility knife / scissors and simply butt the edges of the matt together in rows without the need for extra joining tape, the uncoupling mats highly engineered design made up of a mortise and tenon embossed pattern creates an even and durable mechanical bond between ceramics or tiles and the membrane

[Download product instructions here](#)